


Unveiling the Lippincott Photo Atlas of Medication Administration: A Visual Guide to Safe and Effective Drug Therapy

The Lippincott Photo Atlas of Medication Administration is an exceptional resource for nurses and other healthcare professionals looking to refine their medication administration skills. Through a comprehensive collection of full-color photographs and clear, concise text, this atlas provides an unparalleled visual guide to every aspect of medication administration, ensuring accurate and safe patient care.

A Comprehensive Visual Guide for Healthcare Professionals

With over 800 full-color photographs and detailed illustrations, the Lippincott Photo Atlas of Medication Administration offers an immersive visual experience that brings the complexities of medication administration to life. This unique approach allows healthcare professionals to visualize and understand each step of the process, from medication preparation to administration and patient monitoring.



Lippincott Photo Atlas of Medication Administration

by Ta-Nehisi Coates

★★★★☆ 4.6 out of 5

Language : English
File size : 35212 KB
Text-to-Speech : Enabled
Screen Reader : Supported
Enhanced typesetting : Enabled
Print length : 118 pages



Focus on Safety and Competency

The atlas places a strong emphasis on patient safety and medication administration competency. Each chapter includes a dedicated section on medication safety, highlighting potential risks and providing strategies for preventing errors. Additionally, the atlas features extensive coverage of legal and ethical considerations in medication administration, ensuring that healthcare professionals are fully aware of their responsibilities and obligations.

Coverage of All Major Medication Administration Routes

The Lippincott Photo Atlas of Medication Administration covers all major medication administration routes, including oral, enteral, parenteral, topical, ophthalmic, otic, nasal, and rectal. Each route is thoroughly explained, with step-by-step instructions and clear illustrations that guide healthcare professionals through the entire process. This comprehensive coverage makes the atlas an ideal resource for both novice and experienced nurses alike.

Additional Features for Enhanced Learning

Beyond its exceptional visual content, the Lippincott Photo Atlas of Medication Administration offers additional features to enhance the learning experience:

- **Key Points:** Each chapter includes a concise summary of the most important concepts, providing a quick reference for busy healthcare professionals.

- **Case Studies:** Real-world case studies illustrate the practical application of medication administration principles, helping readers connect theory to practice.
- **Critical Thinking Questions:** Thought-provoking questions encourage readers to consider different perspectives and develop their critical thinking skills.
- **Online Resources:** The atlas is complemented by online resources, including videos, animations, and interactive quizzes, reinforcing key concepts and providing additional opportunities for practice.

Benefits for Nurses and Healthcare Professionals

The Lippincott Photo Atlas of Medication Administration offers numerous benefits for nurses and other healthcare professionals:


- Enhanced medication administration skills through visual learning.
- Improved patient safety by emphasizing error prevention strategies.
- Increased confidence in medication administration responsibilities.
- Compliance with legal and ethical guidelines for medication administration.
- Preparation for certification exams and continuing education requirements.

: Empowering Healthcare Professionals

The Lippincott Photo Atlas of Medication Administration is an indispensable resource for nurses and healthcare professionals seeking to advance their medication administration skills. Its comprehensive visual content,

emphasis on safety, and additional learning features empower healthcare providers to deliver optimal patient care with confidence and competence.

Whether you are a novice nurse just starting your career or an experienced healthcare professional looking to refine your skills, the Lippincott Photo Atlas of Medication Administration is the definitive guide to safe and effective medication administration.




Lippincott Photo Atlas of Medication Administration

by Ta-Nehisi Coates

★★★★☆ 4.6 out of 5

Language : English
File size : 35212 KB
Text-to-Speech : Enabled
Screen Reader : Supported
Enhanced typesetting : Enabled
Print length : 118 pages



Personal History: From the Last Imperial Dynasty to the People's Republic

By Author Name A captivating account of a life lived through extraordinary times, this book offers a unique glimpse into the dramatic transformation...



Alexander Csoma de Kőrös: The Father of Tibetology

Alexander Csoma de Kőrös was a Hungarian scholar who is considered the father of Tibetology. He was the first European to study the...