


The Complete Guide to Developing Your Hunting Dog

If you're an avid hunter, there's no greater companion than a well-trained hunting dog. These remarkable animals can enhance your hunting experience by tracking game, flushing birds, and retrieving downed prey. But developing a hunting dog that is both skilled and reliable requires patience, dedication, and a thorough understanding of the process.



Tom Dokken's Advanced Retriever Training: The Complete Guide to Developing Your Hunting Dog

by Tom Dokken

★★★★☆ 4.7 out of 5

Language : English
File size : 25673 KB
Text-to-Speech : Enabled
Screen Reader : Supported
Enhanced typesetting : Enabled
Print length : 256 pages



Getting Started

The first step in developing your hunting dog is to choose the right breed. There are many different breeds of dogs that are suitable for hunting, each with its own unique set of skills and temperaments. Consider your hunting style, the type of game you'll be pursuing, and your own lifestyle when making your decision.

Once you've chosen a breed, it's important to start training your dog as early as possible. Puppies are more receptive to training than older dogs, so it's best to begin when they are around 8 weeks old. Start with basic obedience commands such as sit, stay, come, and heel. As your dog progresses, you can begin introducing hunting-specific commands such as fetch, mark, and retrieve.

Field Training

Once your dog has mastered basic obedience, you can begin field training. This is where you will teach your dog how to behave in the hunting field. Start by taking your dog to a quiet area where they can practice without distractions. Gradually increase the level of difficulty as your dog progresses.

Here are some tips for field training your hunting dog:


- Use positive reinforcement. Rewarding your dog for good behavior will help them learn faster and retain what they've learned.
- Be patient. Training a hunting dog takes time and patience. Don't get discouraged if your dog makes mistakes. Just keep practicing and they will eventually get it right.
- Be consistent. Dogs learn best when they know what to expect. Be consistent with your commands and your training methods.
- Make it fun. Training should be enjoyable for both you and your dog. Make sure to keep the sessions short and interesting.

Hunting Techniques

Once your dog is well-trained, you can start hunting with them. There are many different hunting techniques that you can use, depending on the type of game you're pursuing. Here are some of the most common hunting techniques:

- Pointing dogs are used to hunt upland game such as grouse, pheasants, and quail. These dogs are trained to point their nose at the game, allowing the hunter to get a shot.
- Flushing dogs are used to hunt waterfowl and other game that lives in marshes and wetlands. These dogs are trained to flush the game out of hiding, allowing the hunter to get a shot.
- Retrievers are used to retrieve downed game. These dogs are trained to find and retrieve the game, even if it is in water or dense vegetation.

Developing a hunting dog that is both skilled and reliable is a rewarding experience. By following the tips in this guide, you can help your dog reach its full potential in the field. With patience, dedication, and a lot of love, you and your hunting dog will be able to create memories that will last a lifetime.



Tom Dokken's Advanced Retriever Training: The Complete Guide to Developing Your Hunting Dog

by Tom Dokken

★★★★☆ 4.7 out of 5

Language : English

File size : 25673 KB

Text-to-Speech : Enabled


Screen Reader : Supported

Enhanced typesetting : Enabled

Print length : 256 pages

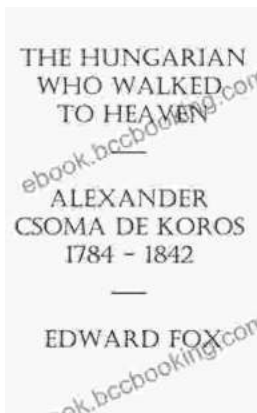
FREE

DOWNLOAD E-BOOK



Personal History: From the Last Imperial Dynasty to the People's Republic

By Author Name A captivating account of a life lived through extraordinary times, this book offers a unique glimpse into the dramatic transformation...



Alexander Csoma de Kőrös: The Father of Tibetology

Alexander Csoma de Kőrös was a Hungarian scholar who is considered the father of Tibetology. He was the first European to study the...