


# How to Secure Your PC with Antivirus and Malware Software: The Ultimate Guide

In today's digital age, it's more important than ever to protect your PC from viruses, malware, and other online threats. These malicious programs can steal your personal information, damage your files, and even hijack your computer. That's why it's essential to have a good antivirus and malware software program installed on your PC.

In this guide, we'll teach you everything you need to know about antivirus and malware software, including:



## PC Computer Security & Backup Guide: How to Secure & Backup Your PC with Antivirus & Malware Software

by Skip Horack

★★★★★ 5 out of 5

Language : English  
File size : 1241 KB  
Text-to-Speech : Enabled  
Screen Reader : Supported  
Enhanced typesetting : Enabled  
Print length : 20 pages



- What is antivirus and malware software?
- How does antivirus and malware software work?
- What are the different types of antivirus and malware software?

- How to choose the right antivirus and malware software for your PC
- How to install and use antivirus and malware software

## **What is Antivirus and Malware Software?**

Antivirus and malware software are programs that protect your PC from viruses, malware, and other online threats. These programs work by scanning your PC for malicious software and removing it. They can also block malicious websites and prevent you from downloading infected files.

There are two main types of antivirus and malware software:

- **Signature-based antivirus software** scans your PC for known viruses and malware. When it finds a match, it removes the malicious software.
- **Heuristic-based antivirus software** uses artificial intelligence to detect new and unknown viruses and malware. This type of software is more effective at protecting your PC from emerging threats.

## **How Does Antivirus and Malware Software Work?**

Antivirus and malware software work by scanning your PC for malicious software. They do this by comparing the files on your PC to a database of known viruses and malware. If a match is found, the software will remove the malicious software.

In addition to scanning your PC for malicious software, antivirus and malware software can also block malicious websites and prevent you from downloading infected files. This is done by using a variety of techniques, such as:

- **URL filtering** blocks access to known malicious websites.
- **File scanning** scans downloaded files for malicious software before they are opened.
- **Behavior monitoring** monitors your PC's activity for signs of malicious behavior.

## **What are the Different Types of Antivirus and Malware Software?**

There are many different types of antivirus and malware software available. Some of the most popular include:

- **Norton AntiVirus**
- **McAfee Antivirus**
- **Kaspersky AntiVirus**
- **Bitdefender Antivirus**
- **Avira Antivirus**

Each of these programs offers a different set of features and benefits. Some programs are more effective at protecting your PC from viruses and malware than others. Some programs are also easier to use than others.

## **How to Choose the Right Antivirus and Malware Software for Your PC**

When choosing an antivirus and malware software program for your PC, there are a few things you should keep in mind:

- **The level of protection you need.** If you're only concerned about basic protection from viruses and malware, then a free antivirus

program may be sufficient. However, if you need more advanced protection, then you'll need to Free Download a paid antivirus program.

- **The features you want.** Some antivirus programs offer a variety of features, such as URL filtering, file scanning, and behavior monitoring. Choose a program that offers the features that you need.
- **The ease of use.** Some antivirus programs are easier to use than others. Choose a program that is easy to install and use.


## **How to Install and Use Antivirus and Malware Software**

Once you've chosen an antivirus and malware software program, you'll need to install it on your PC. Follow the instructions that came with the software to install it.

Once the software is installed, you'll need to configure it. The configuration options will vary depending on the software that you're using. However, most programs will allow you to choose the level of protection that you want, the features that you want to enable, and the schedule for scans.

Once the software is configured, you'll need to keep it up to date. Antivirus and malware software updates are released regularly to protect against new threats. Make sure that you install updates as soon as they are available.

Antivirus and malware software is an essential part of protecting your PC from online threats. By following the tips in this guide, you can choose the right antivirus and malware software program for your PC, install it, and keep it up to date. This will help you protect your PC from viruses, malware, and other online threats.




## PC Computer Security & Backup Guide: How to Secure & Backup Your PC with Antivirus & Malware Software

by Skip Horack

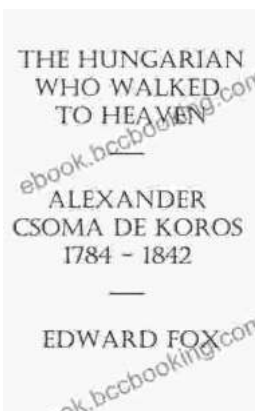
★★★★★ 5 out of 5

Language : English  
File size : 1241 KB  
Text-to-Speech : Enabled  
Screen Reader : Supported  
Enhanced typesetting : Enabled  
Print length : 20 pages



## Personal History: From the Last Imperial Dynasty to the People's Republic

By Author Name A captivating account of a life lived through extraordinary times, this book offers a unique glimpse into the dramatic transformation...



## Alexander Csoma de Kőrös: The Father of Tibetology

Alexander Csoma de Kőrös was a Hungarian scholar who is considered the father of Tibetology. He was the first European to study the...

