


# How to Design Effective Research Posters and Deliver Powerful Academic Presentations

In the competitive and demanding world of academia, effectively communicating your research findings is paramount to success. Research posters and academic presentations serve as crucial platforms for sharing your work, disseminating knowledge, and gaining recognition within the scientific community. However, creating impactful and engaging posters and presentations requires a combination of scientific rigor, artistic flair, and effective communication skills.



## Scientific Presentation Skills: How to Design Effective Research Posters and Deliver Powerful Academic Presentations (Peer Recognized) by Martins Zaumanis

★★★★★ 5 out of 5

Language	: English
File size	: 18407 KB
Text-to-Speech	: Enabled
Screen Reader	: Supported
Enhanced typesetting	: Enabled
X-Ray	: Enabled
Word Wise	: Enabled
Print length	: 214 pages
Lending	: Enabled



This comprehensive guide will equip you with the knowledge and skills to create compelling research posters and deliver impactful academic

presentations that will captivate your audience, effectively communicate your research findings, and elevate your academic career.

## **Chapter 1: The Art of Effective Research Poster Design**

### **Understanding the Purpose and Audience**

Before embarking on the design process, it is essential to clearly define the purpose of your poster and identify your target audience. Consider whether the poster is intended for a general audience, a specific scientific community, or a funding agency. Understanding your audience's interests, knowledge level, and expectations will guide your design choices.

### **Visual Hierarchy and Layout**

The layout of your poster should effectively guide the viewer's eye through the content. Use visual hierarchy to create a logical flow of information, starting with a concise title, eye-catching abstract, and clear .

Organize your content into distinct sections, using headings and subheadings to enhance readability. Use white space strategically to create visual breathing room and improve the overall aesthetics of your poster.

### **Typography and Font Choices**

The choice of fonts and typography plays a crucial role in conveying the tone and professionalism of your poster. Use clear and legible fonts that are easy to read from a distance. Opt for a combination of bold and italicized text to emphasize key points.

Consider the size and spacing of your text to ensure that it is visually appealing and accessible to all viewers.

## **Color and Imagery**

Color and imagery can enhance the visual appeal of your poster and help convey complex information. Choose colors that complement each other and align with the tone of your research. Use high-resolution images, graphs, and charts to illustrate your findings and make them more visually engaging.

Remember to consider the contrast between colors and fonts to ensure optimal readability.

## **Effective Use of Space**

Maximize the available space on your poster without overcrowding it. Use the edges of the poster effectively and consider extending elements beyond the standard dimensions to create a dynamic visual impact.

Pay attention to the margins and ensure that there is sufficient white space to prevent clutter and enhance the overall readability.

## **Chapter 2: Delivering Powerful Academic Presentations**

### **Planning and Structure**

Effective presentations begin with meticulous planning. Define the key message you want to convey and organize your content into a logical flow that will engage your audience.

Consider the time constraints and tailor your presentation accordingly. Use an to grab attention, a body to present your research findings, and a to summarize your key points and highlight the significance of your work.

### **Visual Aids and Design**

Visual aids are essential for enhancing the impact of your presentation. Use slides or other visual aids to support your points, illustrate data, and make your presentation more engaging.

Follow the same principles of effective poster design, such as clear typography, high-resolution images, and a logical flow of information. Ensure that your slides are visually appealing and easy to read from a distance.

## **Delivery and Communication Skills**

The delivery of your presentation is equally important as the content itself. Practice your presentation thoroughly to ensure a smooth and confident delivery.

Use clear and concise language, maintain eye contact with your audience, and vary your tone and pace to keep them engaged. Incorporate gestures and movement to enhance your presentation and connect with your audience on a personal level.

## **Engaging with the Audience**

Encourage audience participation by asking questions, inviting feedback, and responding to queries thoughtfully and professionally.

Handle questions with grace and use them as an opportunity to further clarify your research or elaborate on key points.

## **Chapter 3: Advanced Techniques for Captivating Audiences**

### **Storytelling and Anecdotes**

Use storytelling and anecdotes to connect with your audience on an emotional level. Share personal experiences, relatable examples, or historical anecdotes that illustrate your research and make it more relevant to the audience.

Storytelling can help break down complex concepts and make your presentation more memorable.

### **Interactive Elements**

Incorporate interactive elements into your presentation to actively engage your audience. Use polls, Q&A sessions, or interactive simulations to stimulate discussion, gather feedback, and make your presentation more dynamic.

Interactive elements can enhance audience engagement and foster a deeper understanding of your research.

### **Multimedia and Technology**

Use technology effectively to enhance the impact of your presentation. Incorporate multimedia elements such as videos, animations, or interactive simulations to illustrate your findings and make your presentation more visually engaging.


However, ensure that the technology is used seamlessly and does not distract from the content of your presentation.

Creating effective research posters and delivering powerful academic presentations is a skill that can be mastered through practice and dedication. By following the principles outlined in this guide, you will be able

to design visually appealing posters that effectively communicate your research findings and deliver presentations that captivate your audience and leave a lasting impression.

Remember to seek feedback from colleagues and mentors, attend workshops and conferences to enhance your skills, and stay updated with the latest trends in research communication to continuously improve your ability to present your work with clarity and impact.

With a commitment to excellence in both poster design and academic presentation, you can elevate your research profile, advance your career, and make a significant contribution to the scientific community.




## Scientific Presentation Skills: How to Design Effective Research Posters and Deliver Powerful Academic Presentations (Peer Recognized) by Martins Zaumanis

★★★★★ 5 out of 5

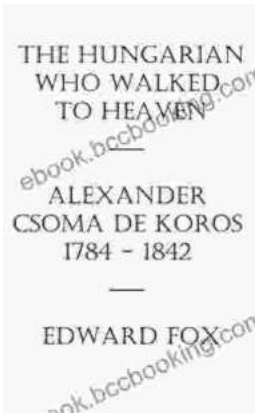
Language : English  
File size : 18407 KB  
Text-to-Speech : Enabled  
Screen Reader : Supported  
Enhanced typesetting : Enabled  
X-Ray : Enabled  
Word Wise : Enabled  
Print length : 214 pages  
Lending : Enabled





## Personal History: From the Last Imperial Dynasty to the People's Republic

By Author Name A captivating account of a life lived through extraordinary times, this book offers a unique glimpse into the dramatic transformation...



## Alexander Csoma de Kőrös: The Father of Tibetology

Alexander Csoma de Kőrös was a Hungarian scholar who is considered the father of Tibetology. He was the first European to study the...